

Blockchain Adapter for Transactions User Guide
Oracle FLEXCUBE Investor Servicing
Release 14.5.4.0.0
Part Number F57214-01

May 2022

Blockchain Adapter for Transactions User Guide
May 2022
Oracle Financial Services Software Limited

Oracle Park

Off Western Express Highway
Goregaon (East)
Mumbai, Maharashtra 400 063
India

Worldwide Inquiries:

Phone: +91 22 6718 3000

Fax: +91 22 6718 3001

www.oracle.com/financialservices/

Copyright © 2007, 2022, Oracle and/or its affiliates.

Oracle and Java are registered trademarks of Oracle and/or its affiliates. Other names may be trademarks of their respective owners.

U.S. GOVERNMENT END USERS: Oracle programs (including any operating system, integrated software, any programs embedded, installed or activated on delivered hardware, and modifications of such programs) and Oracle computer documentation or other Oracle data delivered to or accessed by U.S. Government end users are "commercial computer software" or "commercial computer software documentation" pursuant to the applicable Federal Acquisition Regulation and agency-specific supplemental regulations. As such, the use, reproduction, duplication, release, display, disclosure, modification, preparation of derivative works, and/or adaptation of i) Oracle programs (including any operating system, integrated software, any programs embedded, installed or activated on delivered hardware, and modifications of such programs), ii) Oracle computer documentation and/or iii) other Oracle data, is subject to the rights and limitations specified in the license contained in the applicable contract. The terms governing the U.S. Government's use of Oracle cloud services are defined by the applicable contract for such services. No other rights are granted to the U.S. Government.

This software or hardware is developed for general use in a variety of information management applications. It is not developed or intended for use in any inherently dangerous applications, including applications that may create a risk of personal injury. If you use this software or hardware in dangerous applications, then you shall be responsible to take all appropriate failsafe, backup, redundancy, and other measures to ensure its safe use. Oracle Corporation and its affiliates disclaim any liability for any damages caused by use of this software or hardware in dangerous applications.

This software and related documentation are provided under a license agreement containing restrictions on use and disclosure and are protected by intellectual property laws. Except as expressly permitted in your license agreement or allowed by law, you may not use, copy, reproduce, translate, broadcast, modify, license, transmit, distribute, exhibit, perform, publish or display any part, in any form, or by any means. Reverse engineering, disassembly, or decompilation of this software, unless required by law for interoperability, is prohibited.

The information contained herein is subject to change without notice and is not warranted to be error-free. If you find any errors, please report them to us in writing.

This software or hardware and documentation may provide access to or information on content, products and services from third parties. Oracle Corporation and its affiliates are not responsible for and expressly disclaim all warranties of any kind with respect to third-party content, products, and services. Oracle Corporation and its affiliates will not be responsible for any loss, costs, or damages incurred due to your access to or use of third-party content, products, or services.

Table of Contents

1. Preface	1-1
1.1 Introduction.....	1-1
1.2 Audience.....	1-1
1.3 Documentation Accessibility.....	1-1
1.4 Organization	1-1
1.5 Acronyms and Abbreviations.....	1-1
1.6 Related Information Sources	1-1
2. Blockchain Adapter for Mutual Fund Transactions	2-1
2.1 Scope	2-1
2.2 Prerequisites.....	2-1
2.3 Integration Architecture	2-2
2.4 Integration Process.....	2-2
2.4.1 Business Process Workflow for FCIS Transaction	2-2
2.4.2 Detailed Use Case for FCIS Transaction using Blockchain.....	2-3

1. Preface

1.1 Introduction

This document helps you to get acquainted with the information on inter-connecting any version of Oracle FLEXCUBE Investor Servicing with Blockchain systems. Oracle FLEXCUBE Blockchain adapter enables easy transformation of information between Oracle FLEXCUBE and Blockchain datasets.

1.2 Audience

This manual is intended for the following User/ User Roles:

Role	Function
Back office data entry Clerks	Input functions for maintenance related to the interface
Implementation Teams	For setting up integration

1.3 Documentation Accessibility

For information about Oracle's commitment to accessibility, visit Oracle Accessibility Program website at: <http://www.oracle.com/pls/topic/lookup?ctx=acc&id=docacc>

1.4 Organization

This chapter is organized into following chapters:

Chapter	Description
Chapter 1	<i>Preface</i> gives information on the intended audience. It also lists the various chapters covered in this User Manual
Chapter 2	<i>Blockchain Adapter for Mutual Fund Transactions</i> gives information on interface between Oracle FLEXCUBE Investor Servicing and Blockchain Adapter

1.5 Acronyms and Abbreviations

Abbreviation	Description
System	Unless and otherwise specified, it always refers to Oracle FLEXCUBE Investor Servicing
FCIS	Oracle FLEXCUBE Investor Servicing

1.6 Related Information Sources

Along with this user manual you may also refer the following related resources:

- Oracle FLEXCUBE Investor Servicing Installation Manual

2. Blockchain Adapter for Mutual Fund Transactions

Oracle FLEXCUBE Blockchain Adapter enables Oracle FLEXCUBE to interface to blockchain systems facilitating easy transformation of information between traditional applications and blockchain datasets. You can use this adapter with any version of Oracle FLEXCUBE. Blockchain transactions, generated from the system, can be queried and viewed from Oracle FLEXCUBE itself. The adapter allows transformation and processing of information between Oracle FLEXCUBE and blockchain systems, with minimal human intervention thereby improving process efficiency, reducing risks and enhancing straight through processing. The adapter can be used not only to interface Oracle FLEXCUBE to blockchain systems but also any other similar third party applications to interface to blockchain systems.

A blockchain is an append only distributed data store/ log, in a peer to peer network, where un-trusted parties come to a consensus on the order of data sets (financial or non-financial data), based on previously agreed upon rules. Block chains can be classified, as public or private and permissioned or unpermissioned, based on the read and write access respectively allowed to the participating entities. Block chains allow an immutable record of transaction log, when multiple parties need shared control of data, without the need to depend on a central trusted authority. Smart contracts allow business logic to be triggered and processed based on pre-defined events mutually agreed upon by the contracting parties.

2.1 Scope

Oracle FCIS Blockchain Adapter for Mutual Fund Transactions allows you to:

- Transmit real time data across smart contracts allowing simplified and efficient auditing process
- Reduce SWIFT message cost

2.2 Prerequisites

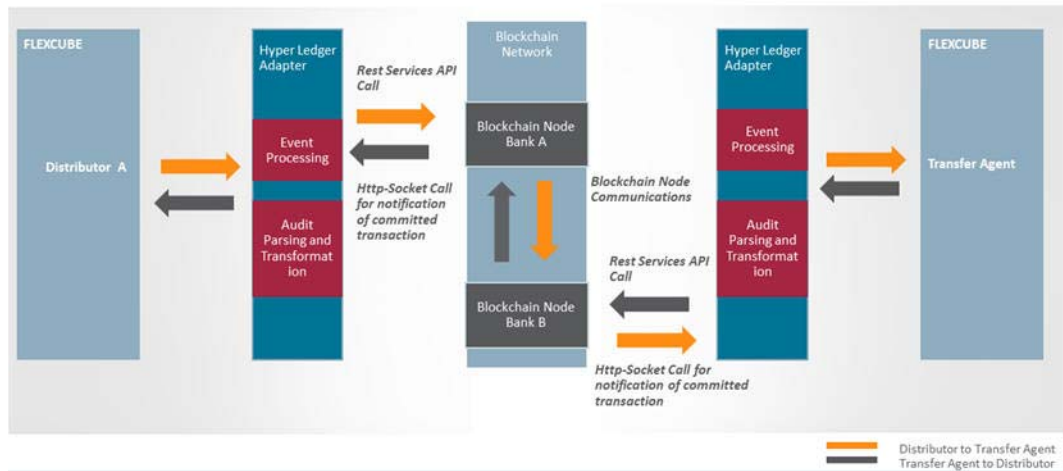
The following are the prerequisites for the interface:

- Set up Oracle FLEXCUBE Investor Servicing
- Set up Blockchain Adapter for Mutual Fund Transactions
- Set up WebLogic server to deploy FCIS Blockchain adaptor

2.3 Integration Architecture

The following diagram provides information on technical architecture for Oracle's Blockchain based solution:

Technical Architecture for Oracle's Blockchain Based Solution



2.4 Integration Process

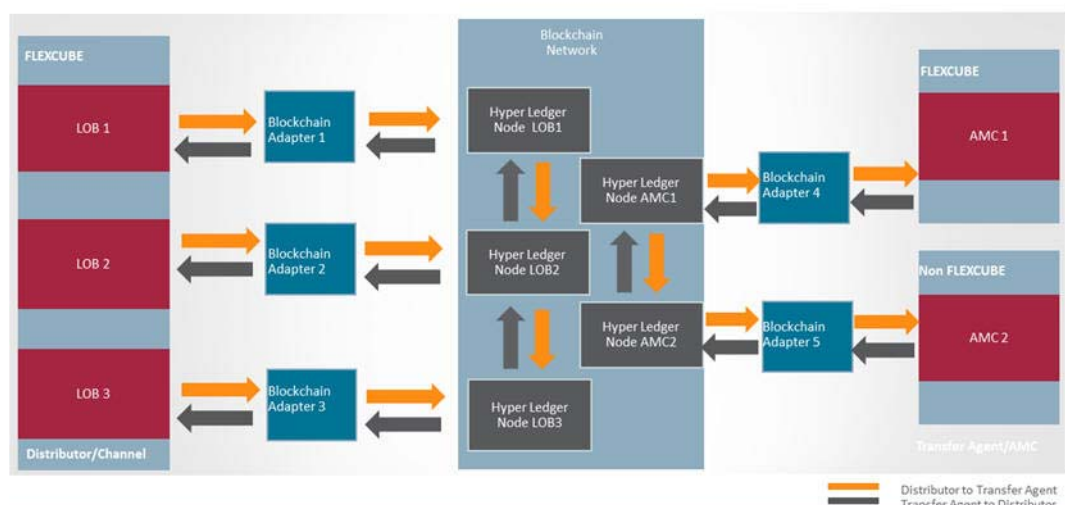
This section describes Oracle FCIS Blockchain technology.

2.4.1 Business Process Workflow for FCIS Transaction

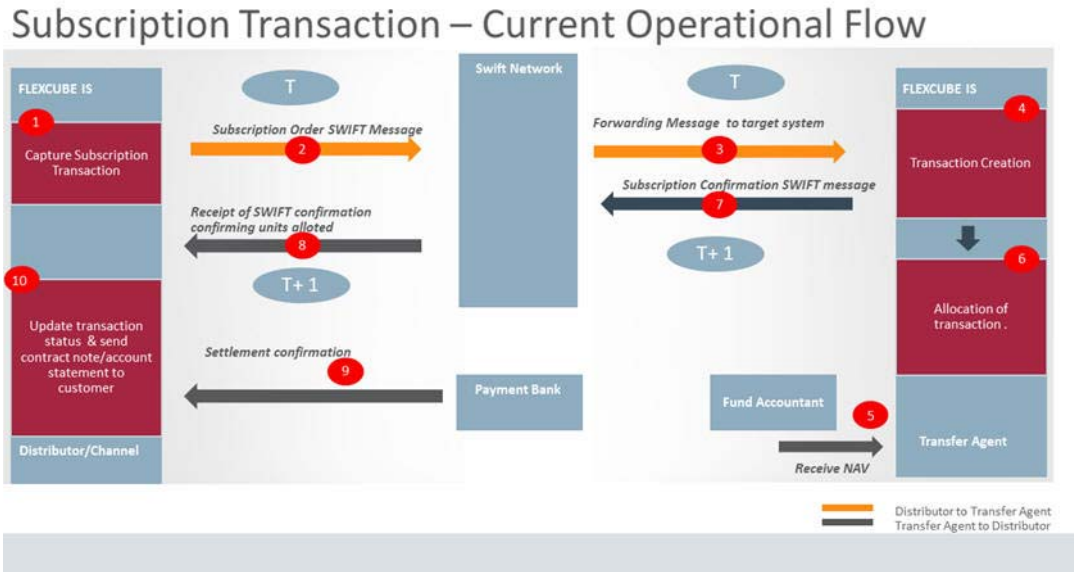
The following image represents the overall functional flow using blockchain for the transaction.

The following image represents the current Transaction flow:

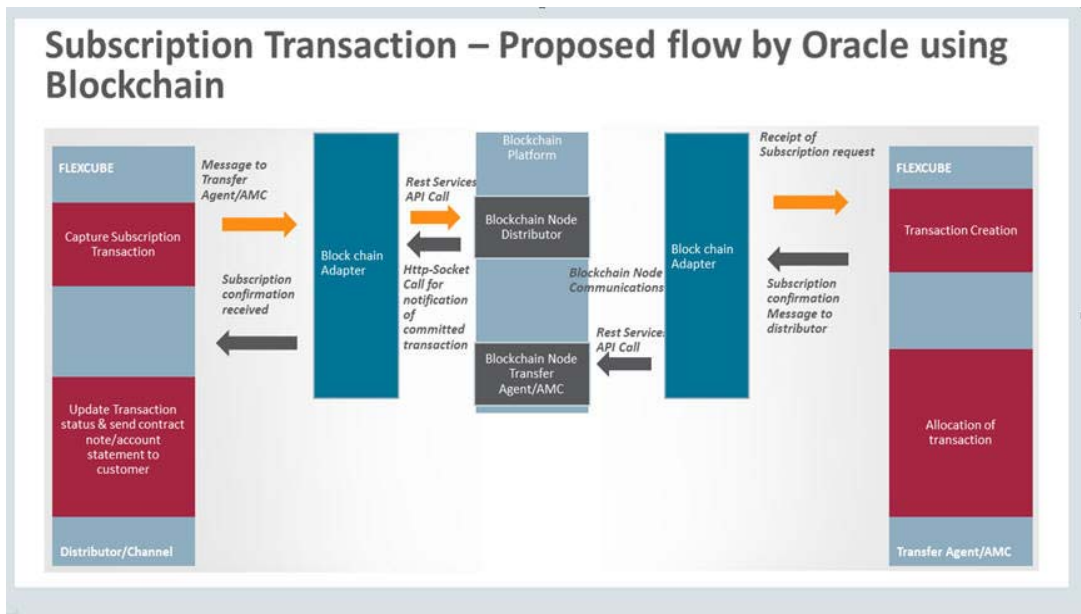
Blockchain Network – Functional Architecture



The following image represents the current Transaction flow:



The following image represents the proposed Transaction flow:



2.4.2 Detailed Use Case for FCIS Transaction using Blockchain

This section describes the Transaction Use case.

2.4.2.1 TA - Transactions

Transactions captured in the TA will be handed over to the AMC using block chain adapter.

The following transaction attributes will be shared to AMC via network. The assumption is TA and AMC will be having same FUNDID.

- FCISTRANSACTIONNUMBER

- TRANSACTIONDATE
- FUNDID
- UNITHOLDERIDTYPE
- UNITHOLDERIDNUMBER
- TOFUNDID
- TOUNITHOLDERIDTYPE
- TOUNITHOLDERIDNUMBER
- TRANSACTIONCCY
- TRANSACTIONMODE
- TRANSACTIONVALUE
- GROSSORNET

Unitholder ID Type which is maintainable in the TA side can be either 'U' –Unitholder ID or 'C' – Cash Nominee

- Unitholder ID Number will be either Unitholder ID or Cash Nominee ID which will be maintained in the AMC
- Unitholder ID Type will be used as 'C' – Cash nominee for Subscription, Redemption and Switch Transactions. Transfer transaction will not be posted if the Unitholder ID Type is 'C'.
- For transfer transaction ID type will be 'U' – Unitholder for both From and To unitholders.

2.4.2.2 Authorization of a Transaction

The following actions will be performed by default if transaction gets authorized:

- The data will be passed to blockchain network for validation and creation of Smart Contract
- The smart contract will be notified to AMC by the blockchain network. The receiver will be identified based on the Destination Entity.
- The smart contract will have a status to identify current status of the transaction

2.4.2.3 Receiving Data at AMC

AMC is notified about the smart contract by the blockchain adapter. When the notification is received:

- A new transaction will be created automatically
- Below are the status which will be updated in Smart Contract

Status	Transaction Status
1	Transaction Initiated
2	Transaction Acknowledged
3	Transaction Confirmed by AMC
4	Transaction Completed
5	Transaction Failed

The Transaction status will be notified to the TA using Block Chain Adapter.

2.4.2.4 Smart Contract Summary

At AMC/ TA, a facility is required to see the list of transactions which are posted along with the status

A Smart Contract Summary screen (DLSTXNFL) is provided to view the details of the transaction. The smart contract capture status in TA screen is displayed as follows:

The screenshot shows a software window titled "Smart Contract Summary". At the top, there are menu options: Save, Export, Refresh, Reset, Clear All, and Details. Below this is a search section with the text "Search Is Case Sensitive". It includes input fields for "Destination Module", "Fund ID", "Transaction Number", and "Transaction Date". The "Transaction Date" field has a date picker icon. Below the search fields is a table with the following data:

Destination Module	Transaction Number	Fund ID	Transaction Date	Transaction Mode	Transaction Value	Net Asset Value	Status
FMGRSAAMCB	0220150050001108	AGLDA	2015-01-05	Amount	2001	1673.4304	Transaction Confirmed
FMGRSAAMCB	0220150050001110	AGLDA	2015-01-05	Amount	25000	0	Transaction Inbated

Below the table, there are navigation controls: "Records per page 15", "1 of 1", and "Lock Columns 0". An "Exit" button is located at the bottom right of the window.

The smart contract capture status update by AMC screen is displayed as follows:

The screenshot shows the same "Smart Contract Summary" window. The search fields are the same as in the previous screenshot. The table now displays the following data:

Destination Module	Transaction Number	Fund ID	Transaction Date	Transaction Mode	Transaction Value	Net Asset Value	Status
AMCB	0220150050001108	AGLDA	2015-01-05	Amount	2001	1673.4304	Transaction Confirmed by AMC
AMCB	0220150050001110	AGLDA	2015-01-05	Amount	25000	0	Transaction Acknowledged

The navigation controls and "Exit" button are also present in this screenshot.

The smart contract capture status in AMC screen is displayed as follows:

Smart Contract Summary

Save Export Refresh Reset Clear All Details

Search Is Case Sensitive

Destination Module Transaction Number

Fund ID Transaction Date

Records per page 15 1 of 1 Lock Columns 0

Destination Module	Transaction Number	Fund ID	Transaction Date	Transaction Mode	Transaction Value	Net Asset Value	Status	U
FMGRSADISTB	0220150050001110	AGLDA	0005-01-15	Amount	25000	0	Transaction Generated	
FMGRSADISTB	0220150050001108	AGLDA	0005-01-15	Amount	2001	1673 4304	Transaction Allocated	
FMGHKGDISTE	0220150050000404	AGLDA	0005-01-15	Amount	2002	1673 4304	Transaction Allocated	

Exit

The smart contract unit allocation status screen is displayed as follows:

Smart Contract Summary

Save Export Refresh Reset Clear All Details

Search Is Case Sensitive

Destination Module Transaction Number

Fund ID Transaction Date

Records per page 15 1 of 1 Lock Columns 0

Transaction Number	Fund ID	Transaction Date	Transaction Mode	Transaction Value	Net Asset Value	Status	Units Allot
0220150050001108	AGLDA	2015-01-05	Amount	2001	1673 4304	Transaction Confirmed by AMC	1.1957
0220150050001110	AGLDA	2015-01-05	Amount	25000	1673 4304	Transaction Confirmed by AMC	14.939

Exit